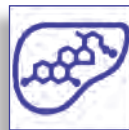


Symposium 220



XXVI International Bile Acid Meeting: Bile Acids in Health and Disease 2020

July 10-11, 2020
Beurs van Berlage
Conference Center
Amsterdam
The Netherlands



Preliminary Program

**Application for
CME credits
submitted**

| | | |
|---|---|----|
| ▶ | Preface | 2 |
| ▶ | Scientific Program | 4 |
| ▶ | Posters | 8 |
| ▶ | List of Speakers, Moderators and Scientific Organizers | 9 |
| ▶ | Information | 13 |

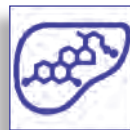
CME credits for the Symposium 220 have been applied for at the European Union of Medical Specialists (UEMS). The number of credits awarded will be printed in the final program.

Preface

Since the last International Bile Acid Meeting in Dublin in 2018, the field of bile acid research has continued to flourish. New insights have been gained into the role of bile acid signaling in the liver and intestine, the role of bile acids and their receptors in the gut liver axis, bile acid microbiome interactions and HCC development. FXR has evolved as a target not only for cholestatic liver disease, but more recently also for NASH. Furthermore, bile acid transporters ASBT and NTCP are evaluated as therapeutic targets in clinical trials for cholestatic pruritus and chronic HBV/HDV coinfection. The XXVI International Bile Acid Meeting will be dedicated to both, basic and clinical aspects of bile acid research with focus on the role of bile acid transport and signaling in health and disease, the interaction of bile acids with the microbiome and the role of bile acids in tumor development. Novel aspects of therapeutic strategies using bile acid derivatives, bile acid receptor agonists or bile acid transporter inhibitors represent another focus of this conference. The latest findings will be presented by leading scientists and clinicians in these fields. During the symposium a poster session will also take place. In line with the tradition of the International Bile Acid Meetings some of the best poster abstracts will be selected by the scientific committee and the authors will be invited for oral presentations. The organizers of the XXVI International Bile Acid Meeting look forward to welcome you in Amsterdam.

A handwritten signature in black ink, reading "Dieter Häussinger". The signature is fluid and cursive, with a long horizontal stroke at the end.

Dieter Häussinger (Chairman of the Organizing Committee)



XXVI International Bile Acid Meeting: Bile Acids in Health and Disease 2020

July 10-11, 2020
Beurs van Berlage
Conference Center
Amsterdam
The Netherlands

Start of Registration:
Thursday, July 9, 2020
16.00 - 21.00 h
at the congress office

Setting Up of Poster Session:
Thursday, July 9, 2020
16.00 - 21.00 h

Congress Venue:
Beurs van Berlage Conference Center
Damrak 243
1012 ZJ Amsterdam
The Netherlands

**Symposium 220 is organized
by Falk Foundation e.V.**

Scientific Organization:

Prof. Dr. Dieter Häussinger
Department of Internal Medicine
Clinic of Gastroenterology, Hepatology
and Infectious Diseases
Heinrich-Heine-University
Moorenstr. 5
40225 Düsseldorf
Telephone: +49-221-811-7569
Telefax: +49-211-811-8838
E-mail: haussin@uni-duesseldorf.de

Scientific Co-Organization:

U. Beuers, Amsterdam (The Netherlands)
V. Keitel, Düsseldorf (Germany)
M. Trauner, Vienna (Austria)

Official Language:
English

Call for Posters:

A poster session will take place.
For details see page 8

Publication Date of the Final Program:
July 2020

The final program will be available on
the homepage www.falk-foundation-symposia.org one week before the start
of the symposium.



Friday, July 10, 2020

8.30 Welcome

D. Häussinger,
Düsseldorf

Session I

Bile acid signaling in health and disease

Chair: U. Beuers, Amsterdam; D. Häussinger, Düsseldorf

8.40 The FXR transcriptome

M. Wagner,
Graz

9.00 Bile acids, T cells and inflammatory bowel disease

D.D. Moore,
Houston

9.20 Bile acid transport and metabolism in a mouse model with humanized bile acid composition

P.A. Dawson,
Atlanta

9.40 Polyhydroxylated bile acids as therapeutic approach to liver diseases

C.D. Fuchs-Steiner,
Vienna

10.00 Bile acids and functional selectivity of $\beta 1$ integrin signaling

H. Gohlke,
Düsseldorf

10.20 Oral poster presentation

N.N.

10.40 Coffee break with poster session

Session II

Bile acid transport in health and disease

Chair: D.D. Moore, Houston; B.B. Stieger, Zürich

11.10 OATP1B3-1B7, a novel bile acid transporter

H. Meyer zu
Schwabedissen,
Basel

11.30 NTCP deficiency ameliorates steatohepatitis

S. van de Graaf,
Amsterdam

11.50 Gene therapy for ABCB4 disease

P.J. Bosma,
Amsterdam

12.10 Variants in OST β as novel causes of intestinal and liver disease

S.J. Karpen,
Atlanta

12.30 Oral poster presentation

N. N.

12.50 Lunch break with poster session

Friday, July 10, 2020

- 14.00** **Presentation of Adolf Windaus prize** D. Häussinger, Düsseldorf
- 14.10** **Adolf Windaus prize lecture** N.N.

Session III **Systemic effects of bile acid signaling**

Chair: P. Fickert, Graz; R.P.J. Oude Elferink, Amsterdam

- 14.30** Novel insights into PFIC1/PFIC2 course and long-term effects of therapeutic interventions H.J. Verkade, Groningen
- 14.50** A potent TRPA1 agonist identified in diverted bile of PBC patients with severe pruritus may represent the long sought biliary itch factor R.P.J. Oude Elferink, Amsterdam
- 15.10** Bile acid levels, UDCA and fetal outcome: novel insights C. Williamson, London
- 15.30** MRGPRX4, a novel bile acid receptor X. Dong, Baltimore
- 15.50** Oral poster presentation N.N.
- 16.10** **Coffee break with poster session**

Session IV **Microbiome and bile acid interventions**

Chair: P.A. Dawson, Atlanta; H.-U. Marschall, Gothenburg

- 17.00** Metformin acts through a B. fragilis-GUDCA-intestinal FXR axis F.J. Gonzalez, Bethesda
- 17.20** LCA promote intestinal VRE colonization P.T. McKenney, New York
- 17.40** Microbiota and bile acid interaction in alcohol-associated liver disease B. Schnabl, La Jolla
- 18.00** Oral poster presentation N.N.
- 18.20** Oral poster presentation N.N.
- 18.40** **Networking with light refreshments**



Saturday, July 11, 2020

Session V

Bile acids and tumor development

Chair: J.J.G. Marin, Salamanca; M. Trauner, Vienna

- | | | |
|--------------|---|--------------------------|
| 8.30 | FXR agonism inhibits intestinal cancer stem cell proliferation and CRC progression | R.M. Evans, La Jolla |
| 8.50 | Taurocholate promotes invasive growth of esophageal adenocarcinoma cells and cancer stem cell expansion via S1PR2-mediated YAP activation | H. Zhou, Richmond |
| 9.10 | TGR5 in gastrointestinal tumors | V. Keitel, Düsseldorf |
| 9.30 | DCA and NK signaling in HCC | T.F. Greten, Bethesda |
| 9.50 | Oral poster presentation | N.N. |
| 10.10 | Coffee break with poster session | |

Session VI

Bile acid receptors and bile acid signaling as therapeutic targets

Chair: A.F. Hofmann, La Jolla; V. Keitel, Düsseldorf

- | | | |
|--------------|--|------------------------------|
| 10.30 | Combination of UDCA, FXR and PPAR agonists to treat PBC | C. Corpechot, Paris |
| 10.50 | Immunometabolic actions of norUDCA in cholestatic and metabolic liver disease | M. Trauner, Vienna |
| 11.10 | FXR within an intact enterohepatic system controls the lipid lowering effect of bile acids | T. Moustafa, Graz |
| 11.30 | Oral poster presentation | N.N. |
| 11.50 | Presentation of poster awards | D. Häussinger, Düsseldorf |
| 12.10 | Lunch break with poster session | |



Saturday, July 11, 2020

Session VII

Bile acid receptors and bile acid signaling as therapeutic targets

Chair: T.F. Greten; D. Häussinger, Düsseldorf

- | | | |
|--------------|--|-------------------------------------|
| 13.00 | Fibrates for itch (FITCH trial) in fibrosing cholangiopathies – a multicenter randomized, placebo-controlled trial | U. Beuers, Amsterdam |
| 13.20 | New synthetic UDCA derivatives that exert selective HDC6 inhibitory activity and improve polycystic liver disease pathogenesis | J.M. Banales, San Sebastian |
| 13.40 | FXR protects against NAFLD via reduced lipid absorption | T. de Aguiar Vallim, Los Angeles |
| 14.00 | Oral poster presentation | N.N. |
| 14.20 | Closing Remarks | D. Häussinger, Düsseldorf |

Adolf Windaus (1876-1959)



Adolf Windaus was born on Christmas Day in 1876 in Berlin, where his father owned a factory. Even as a young student in the Berlin gymnasium, he was fascinated by the epochal discoveries of Koch and Pasteur, and by his 18th birthday he had decided on a scientific career. He entered medical school, taking his pre-clinical year at the University of Freiburg and his clinical years in Berlin. However, he soon realized, especially during the lectures of Emil Fischer, that biological processes could be understood only when the chemical structure of organisms was known. Therefore, as soon as he had finished medical school, he returned to Freiburg

to study chemistry under the supervision of Heinrich Kiliani. In 1899, he completed his first research project which dealt with the chemical composition of digitalis. He then spent two years in compulsory military service in Berlin. During this time he also worked in the laboratory of Emil Fischer, carrying out studies on derivatives of aniline. On completing his military service, Windaus returned to the University of Freiburg where he began his life-long work on the structure of cholesterol. His thesis, which qualified him for the position of docent, had the simple title „Über Cholesterin“. The choice of this research topic originated from Windaus' logical belief that any substance which was so widely distributed in animal and plant tissues must have an important biological function, and that understanding of its structure and function might lead to unifying concepts, a hypothesis he would subsequently prove so brilliantly. In addition to initiating studies on cholesterol, he and his colleague Knoop soon discovered that an amino acid containing the imidazole ring, histidine, was present in proteins, and could be decarboxylated to give histamine. The discovery of histamine opened a vast area of pharmacological research.

In 1913, Adolf Windaus accepted a call to direct the prestigious Institute of Medical Chemistry in Innsbruck, Austria, where earlier Pregl had founded microanalytical chemistry. Two years later, in 1915, he was called to be Director of the Chemical Laboratories of the University of Göttingen, laboratories rich in tradition since the time of Wöhler. Here, he could pursue his work on elucidating the structure of cholesterol in a series of integrated investigations that were truly Herculean in scope. In the year 1919 a most significant discovery was made. Windaus found that coprostane could be oxidized to cholanic acid. With the knowledge of this transformation, came the realization of the close structural similarity of cholesterol and bile acids; one could now apply the existing knowledge of cholesterol structure to that of bile acids and that of bile acids to cholesterol. The work of elucidating the exact structure of the condensed steroid rings of steroids was extraordinarily difficult. To understand the structural isomerism of the A / B ring juncture, it was necessary to study the simplest model compounds, cis and trans decalin. This was done with Hueckel, who later became one of the world's greatest physical chemists.

In the twenties, Adolf Windaus, with his pupils, established the relationships between cholesterol and other important steroids such as sitosterol, the saponins, and the various

classes of cardiac steroids. He showed that all shared the cyclopentanophenanthrene nucleus. Inspired by Windaus, his pupil Butenandt isolated and determined the structure of the adrenal steroids whose origins from cholesterol had not been suspected by anyone. Butenandt was able to rapidly determine the structure of estrone, androsterone, and progesterone, for which he received the Nobel Prize in 1939.

Probably the climax in the extraordinary research output of Adolf Windaus was his elucidation of the structure and biosynthesis of vitamin D. Hess in New York had made the observation that ultraviolet radiation of a lipid extract induced the formation of active vitamin D. In the next 8 years, Adolf Windaus and his students succeeded in identifying the provitamin as ergosterol and 7-dehydrocholesterol and also in clarifying the structure of vitamin D₂ and vitamin D₃. The complex steps in photoactivation of the vitamin were clarified, and each intermediate was crystallized and its structure determined.

Thus, the research area of the chemical structure of cholesterol, which Adolf Windaus had selected when still a young docent in Freiburg led to studies spanning over 30 years – studies which opened up a vast – almost limitless field that continues to be active today. His work has been of inestimable significance for the practice of medicine. Adolf Windaus, however, insisted that his research was not aimed at applications, but only at understanding the mysteries of nature.

Adolf Windaus had a legendary reputation among his colleagues and students. He was a man of infinite energy and extraordinary insight, who could reduce scientific problems to their essence. He had the art to ask the right question and do the definitive experiment. Nature disclosed her secrets quickly to a man of such talent. His former associates had continuous admiration for his clarity of speech, both in conversation and scientific discussion. He was a man of modesty and dignity who combined the highest scientific standards with great personal generosity.

For his many discoveries, Adolf Windaus received many honors and awards. Under his leadership, the Chemical Institute in Göttingen became known throughout the world. He was honored by being chosen to receive the Nobel Prize for chemistry in 1928, and his lecture is a masterpiece of erudition, clarity and modesty.

W. Gerok

Adolf Windaus Award

The “Adolf Windaus Award” was founded by the Falk Foundation e.V. and will, for the twenty-first time, be presented on the occasion of the XXVI International Bile Acid Meeting, on July 10, 2020. The prize amounts to €15,000 and is awarded for outstanding contributions in the field of bile acid research.

Members of the Prize Committee:

U. Beuers (Amsterdam)
D. Häussinger (Düsseldorf)
R.P.J. Oude Elferink (Amsterdam)
A. Parés (Barcelona)
R. Poupon (Paris)
M. Trauner (Vienna)

Windaus Prize Winners:

1980 - C. Einarsson (Stockholm) & K. Hellstrom (Stockholm)
1982 - E. H. Mosbach (New York) & H. Danielsson (Uppsala)
1984 - M. C. Carey (Boston)
1986 - I. Bjorkhem (Huddinge)
1988 - J. L. Boyer (New Haven)
1990 - P. B. Hylemon (Richmond) & P. J. Meier-Abt (Zurich)
1992 - K. Okuda (Hiroshima)
1994 - Z. R. Vlahcevic (Richmond)
1996 - W. Kramer (Frankfurt)
1998 - P. A. Dawson (Winston-Salem)
2000 - D. J. Mangelsdorf (Dallas)
2002 - D. W. Russell (Dallas)
2004 - K. D. R. Setchell (Cincinnati)
2006 - R. Poupon (Paris)
2008 - N. Ballatori (Rochester)
2010 - J. Auwerx & K. Schoonjans (Lausanne)
2012 - G. Paumgartner (Munich)
2014 - S. Kliewer (Dallas)
2016 - D. Keppler (Heidelberg)
2018 - B.B. Stieger (Zurich)

Coordinator of the Prize Committee:

Prof. Dr. Dieter Häussinger
Department of Internal Medicine
Clinic of Gastroenterology, Hepatology and Infectious Diseases
Heinrich-Heine-University Düsseldorf
Moorenstr. 5
40225 Düsseldorf
Germany
haeussin@uni-duesseldorf.de

Poster Session

Posters will be exhibited on July 10-11, 2020. The authors will be in attendance during coffee and lunch breaks on both days. The setting up of the poster session starts on Thursday, July 9, 2020, 16.00 h. The authors are asked to mount their poster on Thursday.

Call for Posters

Please submit your poster abstract before **March 15, 2020**. Only one-page abstracts not exceeding 300 words, written in English will be accepted.

Abstracts must be submitted via our Internet Abstract Submission System (<https://poster.falkfoundation.com>), where further information regarding the submission format and the submission process is available.

The abstracts will be selected by the scientific organizers, preference being given to those thematically related to one of the sessions of the program. The accepted abstracts will be printed and distributed to the participants of the congress together with the documents of the meeting.

The authors will receive notification about acceptance and further instructions in **April 2020**.

Contact address for further information on the poster session:

Falk Foundation e.V.
Congress Department
Leinenweberstr. 5
79108 Freiburg
Germany
Telephone: +49-761-1514-125
Telefax: +49-761-1514-359

Web address for submitting poster abstracts:
<https://poster.falkfoundation.com>

For the **first author** of an accepted poster, expenses for accommodation (July 9-12) and fees for the scientific program will be covered during Symposium 220. Travel expenses will not be covered.

Poster Awards

Three prizes will be awarded for the best poster presentations. **For the presentation of poster awards, award winners will be asked to give a short presentation (2–5 minutes) of their poster.** Award winners will be presented with a certificate and prize money of EUR 1.500, EUR 1.000 and EUR 500. Travel expenses will additionally be covered for the first author of an awarded poster.

List of Speakers, Moderators and Scientific Organizers

Dr. Jesus M. Banales

Department of Liver and
Gastrointestinal Diseases
Donostia University Hospital
Biodonostia Health Research Institute
Paseo del Doctor Beguiristain
20014 San Sebastian
Spain
jesus.banales@biodonostia.org

Prof. Dr. Ulrich Beuers

Department of Gastroenterology &
Hepatology, C2-327
Tytgat Institute for Liver & Intestinal
Research
Amsterdam University Medical Centers
Location AMC
Meibergdreef 9
1105 AZ Amsterdam
The Netherlands
u.h.beuers@amc.uva.nl

Dr. Piter J. Bosma

Tytgat Institute for Liver & Intestinal
Research
Amsterdam UMC
Liver Center, S1-168
Meibergdreef 69-71
1105 BK Amsterdam
The Netherlands
p.j.bosma@amsterdamumc.nl

Dr. Christophe Corpechot

Service Hépatogastro-entérologie
Hopital Saint-Antoine
184, rue du Faubourg Saint Antoine
75571 Paris Cedex 12
France
christophe.corpechot@aphp.fr

Paul A. Dawson, Ph.D.

Professor of Pediatrics
Division of Gastroenterology, Hepatology
& Nutrition
Emory University School of Medicine
Health Sciences Research Building
Suite E200
1760 Haygood Drive
Atlanta, GA 30322-1015
USA
pdawson319@gmail.com

Thomas de Aguiar Vallim, Ph.D.

Assistant Professor
Department of Medicine / Division of
Cardiology and Department of
Biological Chemistry
UCLA
650 Charles E. Young Drive South
A2-237 CHS
Los Angeles, CA 90095
USA
tvallim@mednet.ucla.edu

Xinzhong Dong, Ph.D.

Professor of Neuroscience,
Neurosurgery, Dermatology
The Solomon H. Snyder
Department of Neuroscience
School of Medicine
John Hopkins University
725 N. Wolfe St.
Baltimore, MD 21205
USA
xdong2@jhmi.edu

Ronald M. Evans, Ph.D.

Professor, Gene Expression Laboratory
Howard Hughes Medical Institute
Salk Institute for Biological Studies
10010 North Torrey Pines Road
La Jolla, CA 92037
USA
evans@salk.edu

Prof. Dr. Peter Fickert

Innere Medizin I und III
Medizinische Universität Graz
Auenbruggerplatz 15
8036 Graz
Austria
peter.fickert@medunigraz.at

Dr. Claudia D. Fuchs-Steiner

Klinische Abteilung für
Gastroenterologie & Hepatologie
Medizinische Universität Wien
Währinger Gürtel 18-20
1090 Wien
Austria
claudia.fuchs@meduniwien.ac.at

Prof. Dr. Holger Gohlke

Pharmazeutische und Medizinische
Chemie
Universität Düsseldorf
Universitätsstraße 1
40225 Düsseldorf
Germany
gohlke@uni-duesseldorf.de

Frank J. Gonzalez, Ph.D.

Laboratory of Metabolism
Center for Cancer Research
National Cancer Institute
National Institutes of Health
Building 37, Room 3106
Bethesda, MD 20892
USA
gonzalef@mail.nih.gov

Tim F. Greten, M.D.

Professor of Medicine
National Cancer Institute, NIH
Gastrointestinal Cancer Section
Med. Oncology, Bldg.10/Rm 12N226
9000 Rockville Pike
Bethesda, MD 20892
USA
tim.greten@nih.gov

Prof. Dr. Dieter Häussinger

Klinik für Gastroenterologie, Hepatologie
und Infektiologie
Universitätsklinikum Düsseldorf
Moorenstr. 5
40225 Düsseldorf
Germany
haeussin@uni-duesseldorf.de

Alan F. Hofmann, M.D., Ph.D.

Professor of Medicine (Emeritus)
5870 Cactus Way
La Jolla, CA 92037
USA
ahofmann@gmail.com

Saul J. Karpen M.D, Ph.D.

Professor of Pediatrics
Pediatric Gastroenterology, Hepatology
and Nutrition
Emory University School of Medicine
Children's Healthcare of Atlanta
1760 Haygood Dr., HSRB E204
Atlanta, Georgia 30322
USA
skarpen@emory.edu

Prof. Dr. Verena Keitel

Klinik für Gastroenterologie, Hepatologie
und Infektiologie
Universitätsklinikum Düsseldorf
Moorenstr. 5
40225 Düsseldorf
Germany
verena.keitel@med.uni-duesseldorf.de

Prof. Jose J. G. Marin

Department of Physiology and
Pharmacology
University of Salamanca
HEVEFARM-IBSAL-CIBERehd
Campus Miguel de Unamuno
ED-Lab231
37007 Salamanca
Spain
jjgmarin@usal.es

Prof. Hanns-Ulrich Marschall

Department of Molecular and Clinical
Medicine
Sahlgrenska Academy
Institute of Medicine
University of Gothenburg
413 45 Gothenburg
Sweden
hanns-ulrich.marschall@gu.se

Peter T. McKenney, Ph.D.

Alexander Rudensky Lab
Immunology Program
Memorial Sloan Kettering Cancer Center
408 E 69th St
New York, NY 10021
USA
mckenep@mskcc.org

Prof. Dr. Henriette Meyer zu Schwabedissen

Biopharmazie
Departement Pharmazeutische
Wissenschaften
Philosophisch-Naturwissenschaftliche
Fakultät
Klingelbergstr. 50
4056 Basel
Switzerland
h.meyerezuschwabedissen@unibas.ch

David D. Moore, Ph.D.

Department of Molecular and
Cellular Biology
Baylor College of Medicine
1 Baylor Plaza
Houston, TX 77030
USA
moore@bcm.edu

Dr. Tarek Moustafa

Gastroenterologie & Hepatologie
Medizinische Universität Graz
Auenbruggerplatz 15
8036 Graz
Austria
tarek.moustafa@medunigraz.at

Prof. Dr. Ronald P. J. Oude Elferink

Tytgat Institute for Liver &
Intestinal Research
Academic Medical Center S1-162
University of Amsterdam
Meibergdreef 69-71
1105 BK Amsterdam
The Netherlands
r.p.oude-elferink@amc.uva.nl

Bernd Schnabl, M.D.

Professor of Medicine
Division of Gastroenterology
Department of Medicine
University of California San Diego
9500 Gilman Drive, MC 0063
La Jolla, CA 92093
USA
beschnabl@ucsd.edu

Prof. Dr. Bruno B. Stieger

Klinische Pharmakologie
& Toxikologie
Universitätsspital Zürich
Rämistrasse 100
8091 Zürich
Switzerland
bruno.stieger@uzh.ch

Prof. Dr. Michael Trauner

Klinische Abteilung für
Gastroenterologie & Hepatologie
Medizinische Universität Wien
Währinger Gürtel 18-20
1090 Wien
Austria
michael.trauner@meduniwien.ac.at

Dr. Stan van de Graaf

Tytgat Institute for Liver & Intestinal
Research
Amsterdam UMC
Meibergdreef 69-71
1105 BK Amsterdam
The Netherlands
k.f.vandegraaf@amsterdamumc.nl

Prof. Dr. Henkjan J. Verkade

Department of Pediatrics
University Medical Center
Groningen
Postbus 30.001
9700 RB Groningen
The Netherlands
h.j.verkade@umcg.nl

PD Dr. Martin Wagner

Associate Professor
Gastroenterologie & Hepatologie
Medizinische Universität Graz
Auenbruggerplatz 15
8036 Graz
Austria
martin.wagner@medunigraz.at

Prof. Dr. Catherine Williamson

Department of Women's Health
King's College London
Hodgkin Building
Newcomen Street
London SE1 1UL
Great Britain
catherine.williamson@kcl.ac.uk

Huiping Zhou, Ph.D.

Professor
Department of Microbiology and
Immunology
Medical College of Virginia
Virginia Commonwealth University
1220 East Broad Street
MMRB-5044
Richmond, VA 23298
USA
huiping.zhou@vcuhealth.org

General Information

Prior to the opening of the symposium in Amsterdam

Falk Foundation e.V.
Congress Department
Leinenweberstr. 5
79108 Freiburg
Germany

Telephone: +49-761-1514-125
Telefax: +49-761-1514-359
Email: symposia@falk-foundation-symposia.org

Congress Office and Registration

During Symposium 220

Congress Office Telephone: +49-175-7795-327

Opening Hours:

| | |
|-------------------------|-----------------|
| Thursday, July 9, 2020 | 16.00 – 21.00 h |
| Friday, July 10, 2020 | 7.30 – 18.45 h |
| Saturday, July 11, 2020 | 8.00 – 14.30 h |

Workshop Venue:

Beurs van Berlage Conference Center
Damrak 243
1012 ZJ Amsterdam
The Netherlands

Congress Fees

| | |
|--|---------|
| Scientific Program of Symposium 220 | EUR 300 |
| Students (copy of student ID required) | EUR 150 |

* * * OR * * *

| | |
|--|---------|
| Day Ticket | EUR 180 |
| Students (copy of student ID required) | EUR 90 |

The congress fees include:

- Pre-Opening and Welcome on Thursday, July 9, 2020
- Refreshments during coffee breaks
- Lunches on July 10 and July 11, 2020
- Snacks during scientific networking on Friday, July 10, 2020
- A copy of the abstract volume
- A copy of the final program

Registration

Registrations must reach the Foundation e.V. by **April 1, 2020, at the latest.**

After receipt of the registration form, each participant will be provided with confirmation of his registration/invoice. On presentation of this confirmation at the congress office in Amsterdam, participants will receive the congress folder containing name badge, final program and an abstract volume.

In the event of registration cancellations, a handling fee of EUR 20 will be deducted from the refund. All participants will receive a written confirmation of attendance at the end of the meeting.

Admission to Scientific Events

For admission to scientific events your name badge should be clearly visible.

Accompanying persons are not permitted during the conference at any time.

Arrival

Amsterdam Conference Centre Beurs van Berlage is located in the center of Amsterdam, on the Damrak, Oude Brugsteeg and Beursstraat, directly facing Amsterdam Central Station, at a short distance of highways and Schiphol airport.

By car

In the vicinity of Beurs van Berlage you will find several car parks, but the ideal way to reach the city centre of Amsterdam is to park the car at P+R location at the edge of the city and use public transportation. If you come from the northeast, east or southeast of the Netherlands, it is best to use the P+R Zeeburg. Accessible via Ring A10, exit S114. If you come from the northwest or west of the Netherlands, it is best to park at P+R Sloterdijk, which is accessible via Ring A10, exit S103.

By plane

From Amsterdam Schiphol Airport, you can get to Beurs van Berlage by train or taxi. If you are travelling by train, it is best to buy a ticket to Amsterdam Centraal Station in the Arrivals Hall of Schiphol. The trains leave four times per hour and the journey takes about fifteen minutes. Should you wish to take a taxi, you can state "Beurs van Berlage" as your destination. The address is: Damrak 243. The drive takes about twenty-five minutes (approx. 20 km).

By train

Beurs van Berlage is located 300 metres away from Amsterdam Centraal Station, which is a 5 min walking distance. You can see Beurs van Berlage on the Damrak in front of you after leaving Central Station along the Stationsplein (station square) and head out towards the Dam from there.

International Symposia and Workshops

*Scientific Dialogue
in the Interest of
Therapeutic Progress*



Workshop
**Primary Liver Cancer –
Emerging Concepts and Novel
Treatments**

Mainz, Germany
February 13–14, 2020



Symposium 218
**Current Challenges of
Inflammatory Bowel Disease**

Mexico City, Mexico
March 6–7, 2020



Workshop
**Microscopic Colitis –
New Insights and Recommendations**

Copenhagen, Denmark
May 21, 2020



Symposium 219
IBD-Patients – In the Center of Care
Copenhagen, Denmark
May 22–23, 2020



Symposium 220
**XXVI International Bile Acid Meeting:
Bile Acids in Health and Disease 2020**
Amsterdam, The Netherlands
July 10–11, 2020



Symposium 221
**IBD Management in the New Decade:
Old Myths and New Realities**
Athens, Greece
October 2–3, 2020



Symposium 222
**Eosinophilic Esophagitis –
Advanced Science for Everyday
Challenges in Clinical Practice**
Zurich, Switzerland
November 20–21, 2020


FALK FOUNDATION e.V.



Leinenweberstr. 5
79108 Freiburg
Germany

Congress Department
Tel.: +49-761-1514-125
Fax: +49-761-1514-359
E-Mail: symposia@falk-foundation-symposia.org
www.falk-foundation-symposia.org

2020



Organized by:

FALK FOUNDATION e.V.



Leinenweberstr. 5
79108 Freiburg
Germany

Congress Department

Telephone: +49-761-1514-125

Telefax: +49-761-1514-359

E-Mail: symposia@falk-foundation-symposia.org

www.falk-foundation-symposia.org